

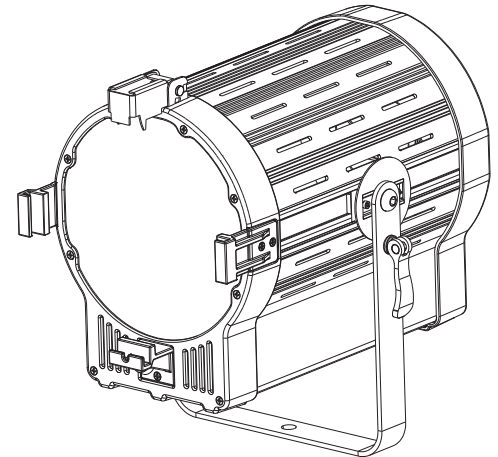


The RevEAL Studio from Prism Projection is a professional grade lighting instrument providing high lumen output, unparalleled color rendering, tunable CCT from 2500 – 10000k, a wide color palette with repeatability, and beam quality guaranteed by TrueSource™ color management technology. The RevEAL Studio is illuminated by energy efficient and long lasting solid-state sources that are applied with proprietary control algorithms and projection optics.

Prism Projection’s technology unlocks the potential of light emitting diodes (LED) in order to provide a lighting instrument with exceptional utility and quality previously only approached by conventional sources. The RevEAL Studio is truly a breakthrough product and an extension of the award winning RevEAL Color Wash.

At over 7800 lumens, the Studio offers local, DMX, and ethernet control options including color, intensity and spot/flood. In addition, with the MicroLouver beam shaping accessory, the beam can be controlled to cut light analogous to barn doors for conventional lighting fixtures.

The Studio is designed for professional lighting design in applications from broadcast, film, event, architectural, theatrical and more. The Studio is a solid-state LED alternative to conventional Fresnel type fixtures, vastly reducing power consumption, heat and maintenance without compromising your lighting design or expectations. Seeing is believing.



Features

- » Tunable CCT (2500-10000K), High CRI White (92+)
- » **TrueSource®** - Integrated Optical Feedback for Specifiable and Repeatable Color
- » Local or Remote CCT and Intensity Control
- » Smooth, Continuous 0-100% Dimming
- » No Degrading Ultraviolet or Uncomfortable Infrared Wavelengths in Beam
- » 50,000 Hours at 70% Lumen Maintenance
- » Robust Package Absent of Fragile Glass
- » Environmentally Friendly and Sustainable
- » Compatible with Standard Barndoors (SF3)
- » Adjustable Beam (SF1: 20-70°, SF3: 8-70°)

Ordering Information

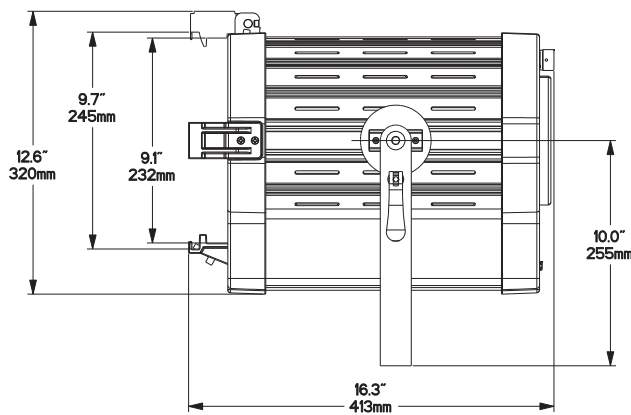
SF1-78H5-2070-001	Studio Fresnel, Automated Zoom, Black
SF2-78H5-L20-001	Studio Fresnel, Fixed Focus, Manual Zoom, Black
SF3-78H5-0870-001	Studio Fresnel, Black

Accessories / Options:

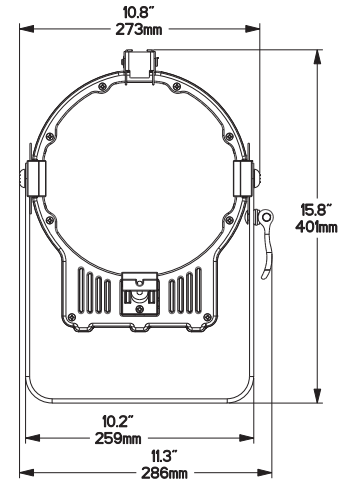
DC	DC Power Input
L20	Beam Shaping Microlouvers
L60	90 Degree Lens
LRT	Rectangular Beam Lens
BD	Barn Doors

Revolutionary Entertainment & Architectural Lighting™

Physical



Weight 24 lbs. (8.2 kg)

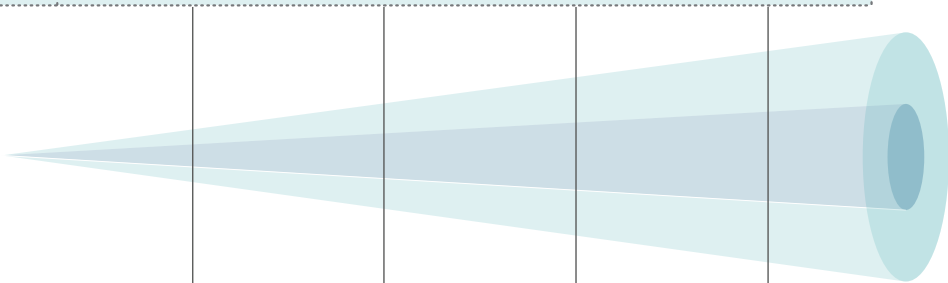
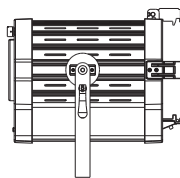


Electrical

	Input Range:	Frequency:	PF:	Power:
DC	9-36 V	-	-	200 W
AC	85-268 V	47-63 Hz	> 0.9	250 W

Photometrics

Beam Angle	Beam Diameter (m/ft)			
20°	0.9/3.0	1.8/5.9	2.6/8.5	3.5/11.5
70°	3.5/11.5	7.0/23.0	10.5/34.5	14.0/45.9



Throw Distance (m/ft):	2.5/8.2	5.0/16.4	7.5/24.6	10.0/32.8
------------------------	---------	----------	----------	-----------

Beam Angle	Average Illuminance (lux/fc)			
20°	8980/834	2245/209	998/93	562/52
70°	570/53	146/14	63/6	36/3
Field Lumens	7800			